

Scaled data based on original data using
LM-79-08 Approved Method: Electrical and Photometric Measurements of Solid-
State Lighting Products

Test Report Prepared for
Cooper Lighting Solutions
(formerly Eaton)

Brand: McGRAW-EDISON

Report Number: P386432

Luminaire Tested: **GWC-SA2A-750-U-T4W-HSS**

Issue Date: 3/3/2020

Test Information

Test Method: LM-79-08
Report Number: P386432
TEST IS SCALED FROM IESNA LM-79-08 TEST DATA (G2-1903-205-19)
Test Lab: INNOVATION CENTER
Issue Date: 3/3/2020
Manufacturer: COOPER LIGHTING SOLUTIONS (FORMERLY EATON)
Product Line: MCGRAW-EDISON
Catalog Number: GWC-SA2A-750-U-T4W-HSS
Description: GALLEON WALL LUMINAIRE
(2) 70 CRI, 5000K, 615mA LIGHTSQUARES WITH 16 LEDS EACH AND TYPE IV WIDE OPTICS WITH HOUSE SIDE SHIELD
Light Source: -
Ballast/Driver: ELECTRONIC DRIVER

Summary

Lumens per Lamp: N/A
Luminaire Lumens: 7049 lumens
Efficiency: N/A
Efficacy: 106.8 lumens/watt
Luminous Opening: Rectangular (W 1' x L: 0.5' x H: 0')
IES Classification: Type IV - Short
BUG Rating: B1 - U0 - G2

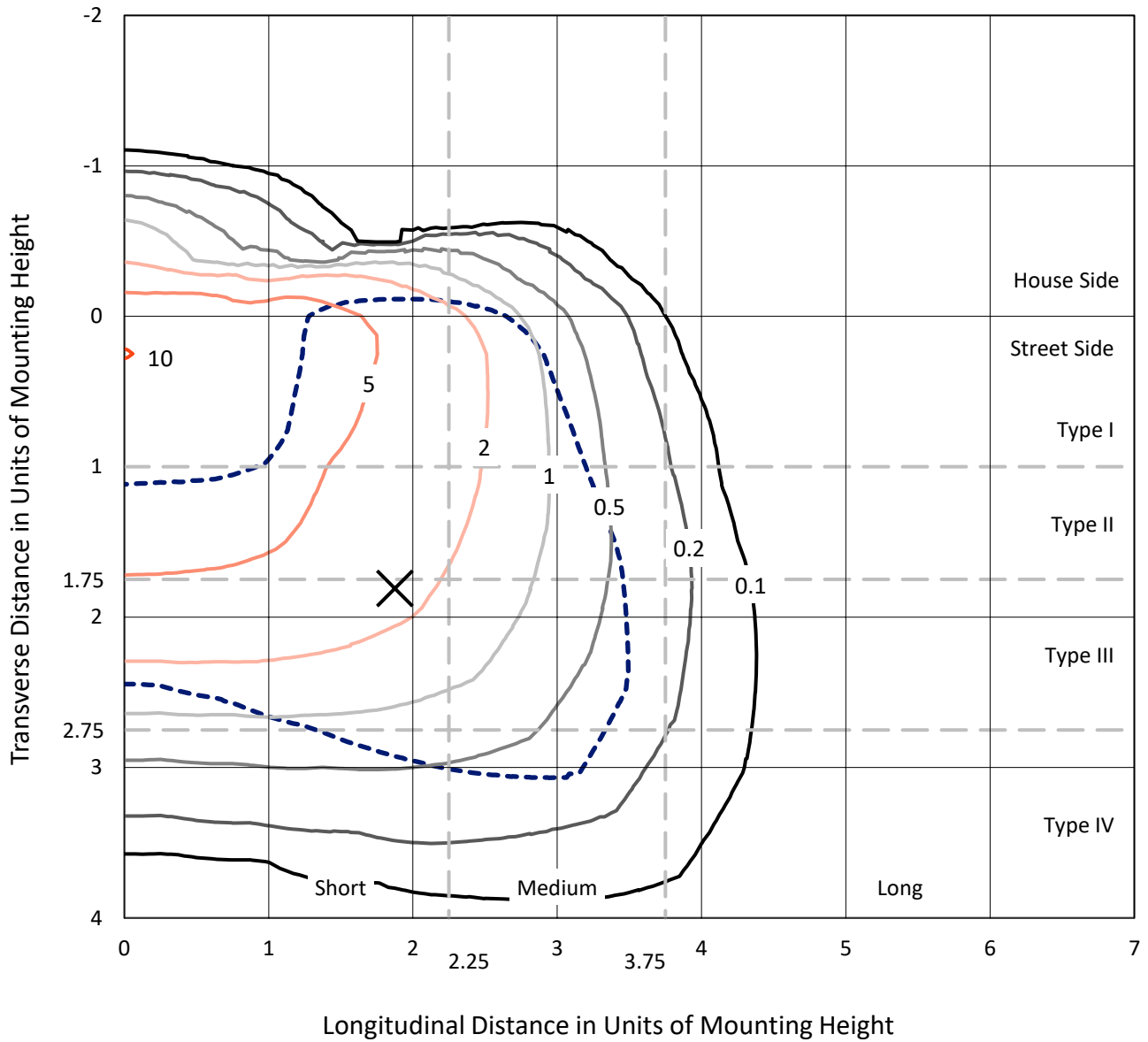
Input Watts (W): 66
Input Voltage (V): NR
Input Current (Ain): NR
Voltage Rise (V): NR
Power Factor: NR
Total Harmonic Distortion (THDi): NR
Frequency (hertz): 60
Stabilization Time: NR
Operation Time: NR
Ambient Temperature (°C): NR
Test Distance: 24 FT



REPORT NUMBER: P386432
 CATALOG NUMBER: GWC-SA2A-750-U-T4W-HSS

Iso-Footcandle Lines of Horizontal Illumination

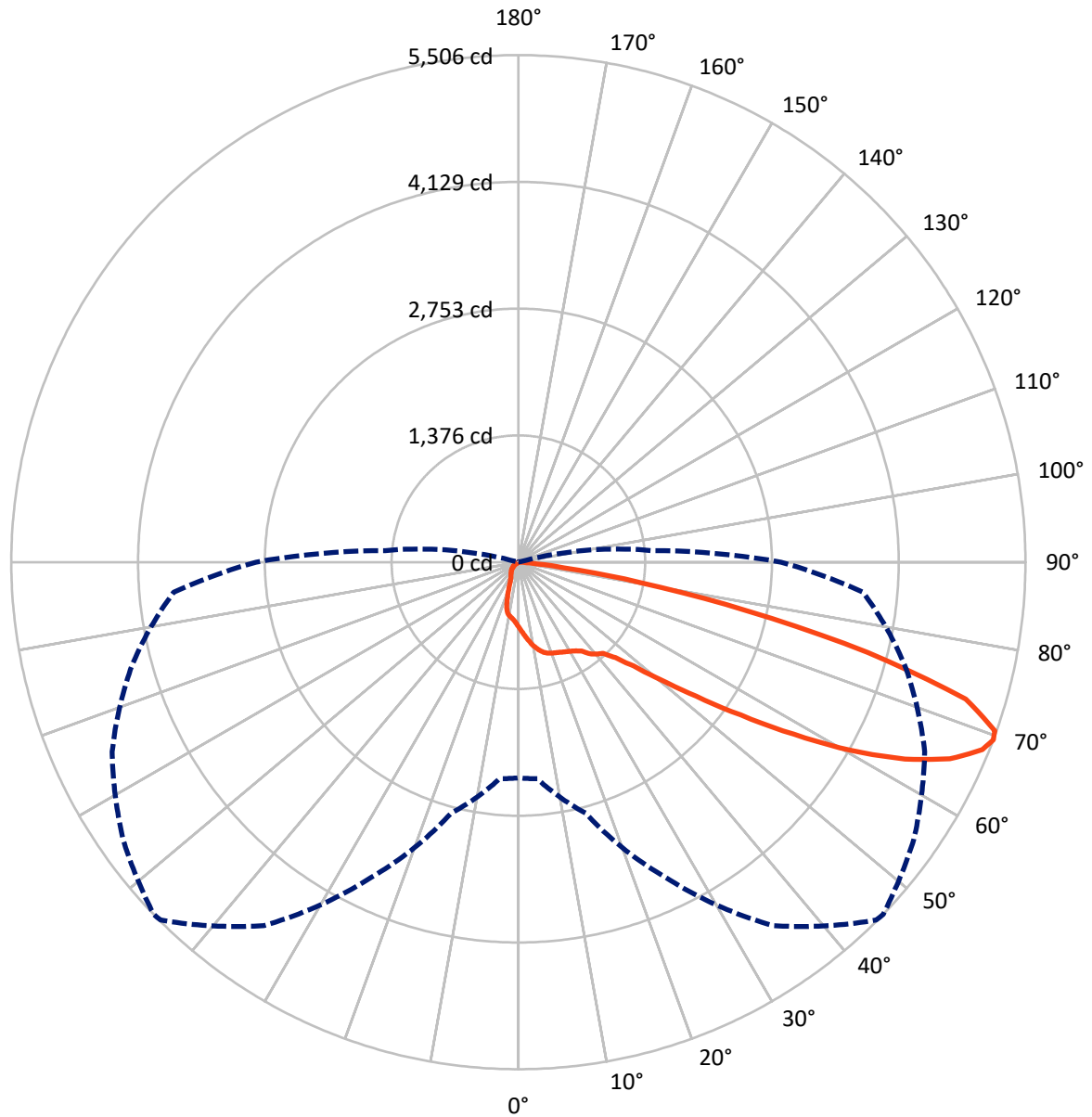
✕ Max cd
 - - - 1/2 Max cd



Based on 10 foot mounting height. Maximum calculated value = 10.3 fc
 Type IV - Short - N/A

REPORT NUMBER: P386432
CATALOG NUMBER: GWC-SA2A-750-U-T4W-HSS

Luminous Intensity Polar Plot



— Vertical Plane Through 46-Deg Lateral - - - Horizontal Cone Through 69-Deg Vertical

REPORT NUMBER: P386432

CATALOG NUMBER: GWC-SA2A-750-U-T4W-HSS

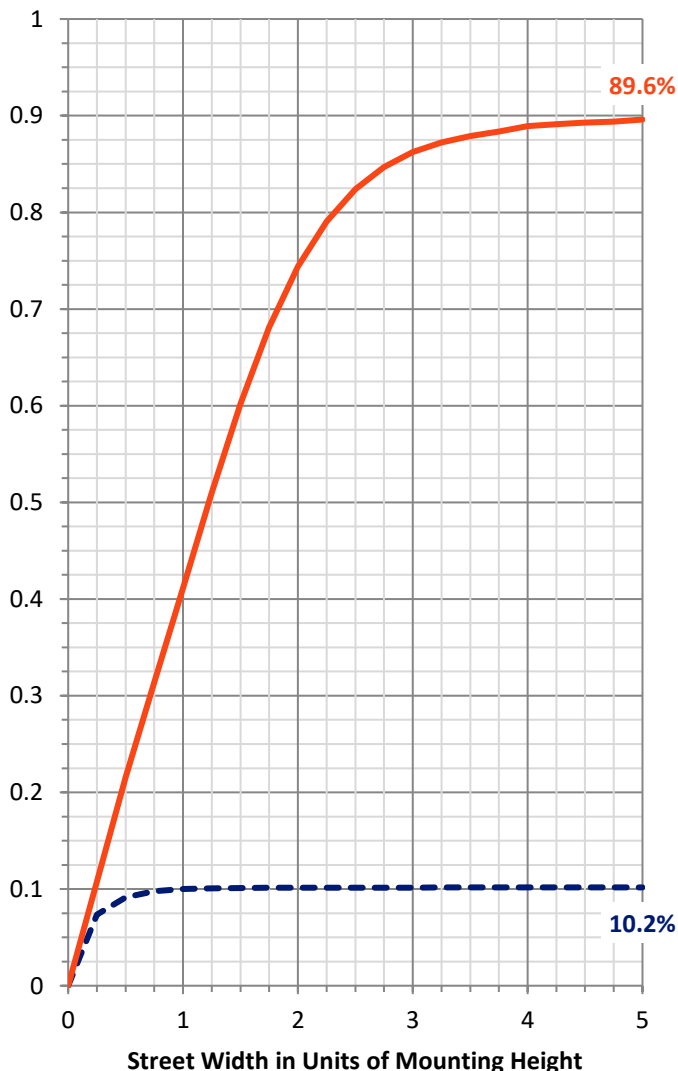
FLUX DISTRIBUTION:

		Downward	Upward	Total
House Side	Lumens	723.4	0.0	723.4
	% Fixture	10.3	0.0	10.3
Street Side	Lumens	6325.6	0.0	6325.6
	% Fixture	89.7	0.0	89.7
Total	Lumens	7049.0	0.0	7049.0
	% Fixture	100.0	0.0	100.0

ZONAL LUMENS:

Zone	Lumens	% Fixture
0°-10°	70.3	1.0
10°-20°	213.3	3.0
20°-30°	335.4	4.8
30°-40°	481.0	6.8
40°-50°	831.3	11.8
50°-60°	1642.3	23.3
60°-70°	2295.3	32.6
70°-80°	1108.9	15.7
80°-90°	71.3	1.0
90°-100°	0.0	0.0
100°-110°	0.0	0.0
110°-120°	0.0	0.0
120°-130°	0.0	0.0
130°-140°	0.0	0.0
140°-150°	0.0	0.0
150°-160°	0.0	0.0
160°-170°	0.0	0.0
170°-180°	0.0	0.0
0°-90°	7049.0	100.0
0°-180°	7049.0	100.0

Coefficient of Utilization



REPORT NUMBER: P386432

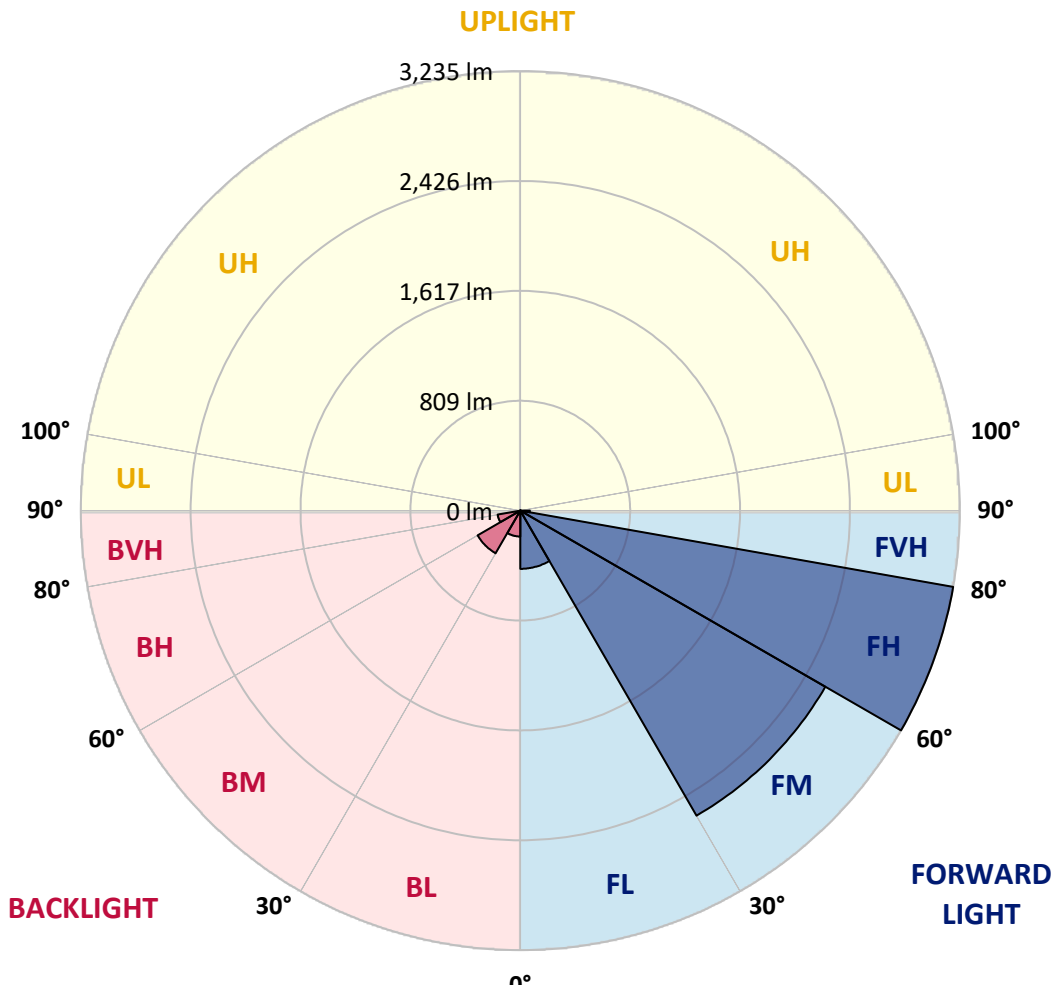
CATALOG NUMBER: GWC-SA2A-750-U-T4W-HSS

LUMINAIRE CLASSIFICATION SYSTEM LUMEN TABLE AND BUG RATING:

Zone	Lumens	% Fixture	Zone Rating/Lumen Limit		
			B	U	G
FL (0°-30°)	428.3	6.1			
FM (30°-60°)	2592.1	36.8			
FH (60°-80°)	3234.5	45.9			G2/5000
FVH (80°-90°)	70.7	1.0			G1/100
BL (0°-30°)	190.7	2.7	B1/500		
BM (30°-60°)	362.5	5.1	B1/1000		
BH (60°-80°)	169.6	2.4	B1/500		G1/500
BVH (80°-90°)	0.6	0.0			G0/10
UL (90°-100°)	0.0	0.0		U0/0	
UH (100°-180°)	0.0	0.0		U0/0	

BUG Rating: B1-U0-G2

Type IV Short





REPORT NUMBER: P386432

CATALOG NUMBER: GWC-SA2A-750-U-T4W-HSS

CANDELA DISTRIBUTION (FULL):

	0°	5°	15°	25°	35°	45°	46°	55°	65°	75°	85°
0°	706.3	706.3	706.3	706.3	706.3	706.3	706.3	706.3	706.3	706.3	706.3
2.5°	784.6	783.6	779.0	777.0	765.8	759.2	756.5	748.3	736.4	724.5	711.2
5°	873.8	873.5	864.9	856.7	835.5	815.7	812.0	792.9	766.1	741.0	715.9
7.5°	965.1	960.8	952.2	936.3	905.6	873.8	870.9	843.8	805.8	769.4	733.4
10°	1042.4	1039.8	1028.5	1004.4	968.4	932.3	928.7	895.3	852.4	807.7	761.8
12.5°	1102.6	1100.6	1085.7	1055.6	1017.3	979.9	975.0	945.2	899.3	849.4	795.2
15°	1139.2	1138.2	1120.1	1088.0	1050.3	1017.9	1013.7	987.5	944.9	892.7	831.5
17.5°	1147.8	1148.2	1129.3	1096.9	1065.9	1042.7	1039.4	1019.6	983.9	932.0	867.9
20°	1128.7	1132.6	1115.8	1087.7	1068.5	1056.3	1053.6	1041.7	1011.7	962.8	897.0
22.5°	1101.6	1103.5	1092.0	1073.1	1065.2	1067.5	1066.2	1059.6	1034.1	989.2	925.7
25°	1085.0	1085.0	1078.1	1062.2	1067.5	1081.7	1082.1	1080.7	1060.6	1021.6	960.8
27.5°	1084.4	1082.4	1074.5	1062.6	1077.1	1098.9	1100.2	1109.2	1096.6	1060.9	1004.4
30°	1110.8	1108.5	1091.6	1076.1	1094.6	1118.1	1121.4	1140.9	1134.6	1103.5	1053.0
32.5°	1172.6	1164.4	1127.0	1101.6	1115.4	1143.5	1147.8	1178.9	1188.8	1156.1	1099.9
35°	1257.2	1231.1	1177.2	1149.8	1151.1	1180.6	1184.5	1230.1	1259.5	1204.4	1136.3
37.5°	1373.9	1361.0	1273.4	1200.1	1206.0	1250.6	1262.2	1311.8	1303.5	1230.8	1177.6
40°	1629.7	1609.5	1516.3	1340.8	1258.6	1307.5	1311.1	1337.5	1338.2	1290.6	1263.5
42.5°	1978.1	1969.8	1871.6	1596.3	1362.0	1345.5	1352.1	1396.7	1446.6	1416.9	1415.5
45°	2363.8	2359.5	2255.3	1935.4	1571.2	1470.1	1478.3	1538.2	1633.7	1640.3	1682.3
47.5°	2674.1	2672.1	2612.3	2313.8	1891.5	1681.3	1683.9	1747.4	1915.3	1998.2	2065.3
50°	2957.0	2966.6	2919.3	2723.3	2327.7	2012.1	2005.8	2048.1	2317.8	2453.6	2536.9
52.5°	3350.3	3363.9	3231.3	3105.4	2785.5	2422.6	2417.6	2461.9	2801.7	2903.5	2918.3
55°	3697.7	3674.5	3569.8	3533.4	3343.7	2929.6	2928.3	2967.2	3269.7	3313.0	3340.4
57.5°	3851.0	3842.1	3892.7	3975.9	3928.4	3528.8	3525.8	3496.1	3688.4	3693.0	3777.3
60°	3947.9	3958.8	4113.8	4370.6	4489.2	4173.6	4154.4	3973.0	4088.3	4078.1	4168.3
62.5°	3875.1	3896.6	4175.6	4603.6	4909.0	4736.4	4709.3	4409.9	4430.1	4394.7	4478.6
65°	3489.1	3522.5	3979.6	4559.6	5117.2	5176.3	5148.9	4795.6	4701.4	4643.2	4596.6
67.5°	2833.1	2852.9	3330.1	4177.2	5023.3	5438.7	5433.1	5133.7	4906.3	4601.3	4239.7
69°	2341.3	2360.8	2820.2	3774.7	4816.7	5494.9	5505.8	5242.1	4867.3	4346.1	3756.5
70°	1983.0	2003.8	2431.8	3429.6	4577.1	5468.8	5488.3	5231.9	4755.6	4050.6	3332.5
72.5°	1040.1	1057.9	1497.2	2362.8	3731.4	5021.7	5080.8	4789.6	4031.1	2941.8	1970.5
75°	326.9	337.1	584.7	1235.1	2554.8	3904.6	3918.1	3757.2	2862.5	1618.1	820.6
77.5°	124.6	121.6	194.7	455.1	1291.6	2458.6	2541.6	2347.9	1502.1	572.1	189.4
80°	67.1	67.4	101.1	188.4	552.6	1263.5	1333.6	1137.9	533.8	178.5	43.6
82.5°	29.1	30.4	56.8	99.8	253.8	466.0	501.0	417.1	203.9	120.0	16.2
85°	6.3	6.9	27.4	54.2	103.4	130.9	137.2	135.2	129.9	93.2	6.3
87.5°	0.0	0.0	12.2	19.5	26.1	29.7	26.1	34.0	71.7	62.8	3.3
90°	0.0	0.0	0.0	0.0	0.0	0.0	0.0	0.0	0.0	0.0	0.0



REPORT NUMBER: P386432

CATALOG NUMBER: GWC-SA2A-750-U-T4W-HSS

CANDELA DISTRIBUTION (continued):

	90°	95°	105°	115°	125°	135°	145°	155°	165°	175°	180°
0°	706.3	706.3	706.3	706.3	706.3	706.3	706.3	706.3	706.3	706.3	706.3
2.5°	706.9	701.0	690.7	679.5	671.6	663.3	656.7	653.7	650.4	648.1	651.1
5°	705.6	694.1	674.2	655.1	641.2	629.9	620.7	617.0	613.4	610.8	610.4
7.5°	717.2	701.0	670.6	642.5	621.0	605.8	593.3	588.0	583.7	581.7	580.0
10°	739.3	718.5	677.9	641.2	613.4	587.6	560.5	539.7	526.2	519.9	517.6
12.5°	768.1	742.0	691.7	648.1	607.8	558.2	500.7	451.1	419.1	408.5	402.2
15°	801.8	769.4	709.9	657.0	587.3	496.7	399.2	334.5	304.7	298.8	292.2
17.5°	834.2	798.5	731.7	658.7	542.4	396.9	292.5	248.5	237.0	240.9	241.9
20°	862.6	827.2	753.2	644.1	460.7	297.8	226.4	215.5	219.8	227.4	228.7
22.5°	891.4	855.0	773.0	605.8	356.3	226.1	203.9	206.6	210.9	218.5	219.8
25°	926.4	888.7	791.6	535.4	267.4	192.4	193.7	197.6	201.9	208.9	209.5
27.5°	966.7	931.4	803.8	443.9	198.3	176.8	181.1	187.1	191.4	198.0	199.3
30°	1020.3	987.5	807.7	349.0	166.2	162.9	164.9	172.2	178.5	184.4	185.4
32.5°	1070.5	1043.1	794.5	263.4	154.0	150.0	150.0	154.3	161.6	167.2	168.6
35°	1116.8	1098.9	752.2	192.7	144.8	138.1	134.8	134.8	139.5	144.1	145.4
37.5°	1177.9	1177.2	683.8	153.7	135.8	128.2	121.3	116.0	114.4	115.3	116.0
40°	1282.7	1283.7	594.6	137.8	128.2	118.0	107.4	97.8	88.9	85.9	85.6
42.5°	1446.3	1431.4	501.0	130.2	121.6	107.4	91.5	78.7	64.8	60.5	60.2
45°	1706.1	1617.8	401.9	123.3	114.7	95.5	75.7	58.2	46.9	43.6	43.6
47.5°	2084.5	1862.7	311.3	115.7	105.4	82.0	57.2	42.0	34.4	32.7	33.1
50°	2475.8	2102.7	238.6	106.1	94.2	67.8	42.3	30.4	26.1	26.1	26.4
52.5°	2822.8	2278.5	186.1	95.8	80.3	53.2	32.1	23.8	21.8	21.5	21.8
55°	3147.7	2391.8	142.4	83.9	63.8	39.7	24.5	19.5	18.2	17.5	17.2
57.5°	3461.0	2448.0	106.8	67.8	46.3	28.8	19.5	16.5	15.2	14.2	13.9
60°	3669.6	2402.4	73.4	49.9	32.1	20.8	16.2	14.2	12.6	11.6	11.2
62.5°	3787.2	2277.8	47.3	36.0	22.8	15.5	12.9	11.9	9.6	8.6	8.6
65°	3739.6	2072.2	33.1	25.8	16.5	11.6	9.6	9.6	6.9	5.6	5.3
67.5°	3313.9	1750.7	25.1	19.2	11.9	8.6	7.3	8.3	4.3	2.6	2.6
69°	2851.2	1450.9	21.5	15.9	9.9	6.9	6.3	7.6	3.0	2.0	1.7
70°	2478.1	1251.6	19.5	13.9	8.3	5.9	5.6	7.3	3.0	1.7	1.3
72.5°	1482.6	698.0	14.9	9.9	5.3	4.6	4.6	8.3	3.0	1.7	1.3
75°	599.2	245.9	10.9	6.9	4.0	4.0	5.6	10.6	2.6	1.3	1.0
77.5°	135.8	53.9	6.3	4.3	2.6	4.0	6.6	8.3	1.7	0.7	0.0
80°	33.1	13.2	4.0	2.6	1.7	3.0	5.0	4.6	0.3	0.0	0.0
82.5°	10.9	4.6	1.7	1.3	0.3	1.0	2.3	1.3	0.0	0.0	0.0
85°	4.6	2.6	0.7	0.3	0.0	0.0	0.3	0.0	0.0	0.0	0.0
87.5°	3.0	1.0	0.0	0.0	0.0	0.0	0.0	0.0	0.0	0.0	0.0
90°	0.0	0.0	0.0	0.0	0.0	0.0	0.0	0.0	0.0	0.0	0.0

Signify Classified - Internal
Cooper Lighting Solutions Photometric Lab
1121 Highway 74 South
Peachtree City, GA 30269

Scaled Data Report



Report Generated By 670245982

Signify Classified - Internal
Cooper Lighting Solutions Photometric Lab
1121 Highway 74 South
Peachtree City, GA 30269

Scaled Data Report



Signify Classified - Internal
Cooper Lighting Solutions Photometric Lab
1121 Highway 74 South
Peachtree City, GA 30269

Scaled Data Report



Signify Classified - Internal
Cooper Lighting Solutions Photometric Lab
1121 Highway 74 South
Peachtree City, GA 30269

Scaled Data Report





--- HS — SS

Signify Classified - Internal
Cooper Lighting Solutions Photometric Lab
1121 Highway 74 South
Peachtree City, GA 30269

Scaled Data Report



u

Signify Classified - Internal
Cooper Lighting Solutions Photometric Lab
1121 Highway 74 South
Peachtree City, GA 30269

Scaled Data Report



Signify Classified - Internal
Cooper Lighting Solutions Photometric Lab
1121 Highway 74 South
Peachtree City, GA 30269

Scaled Data Report



(END OF REPORT)